

RM of Stanley 2020 Financial Plan

February 6, 2020

9:30 am

RM of Stanley Council
Chambers

What To Expect in 2020



Municipal Mill Rate

Decreases from 9.433 to 8.573

- General Mill Rate Decreases from 8.339 to 7.642, a decrease of 0.697
- Special Service Mill Rate Decreases from 1.094 to 0.931, a decrease of 0.163



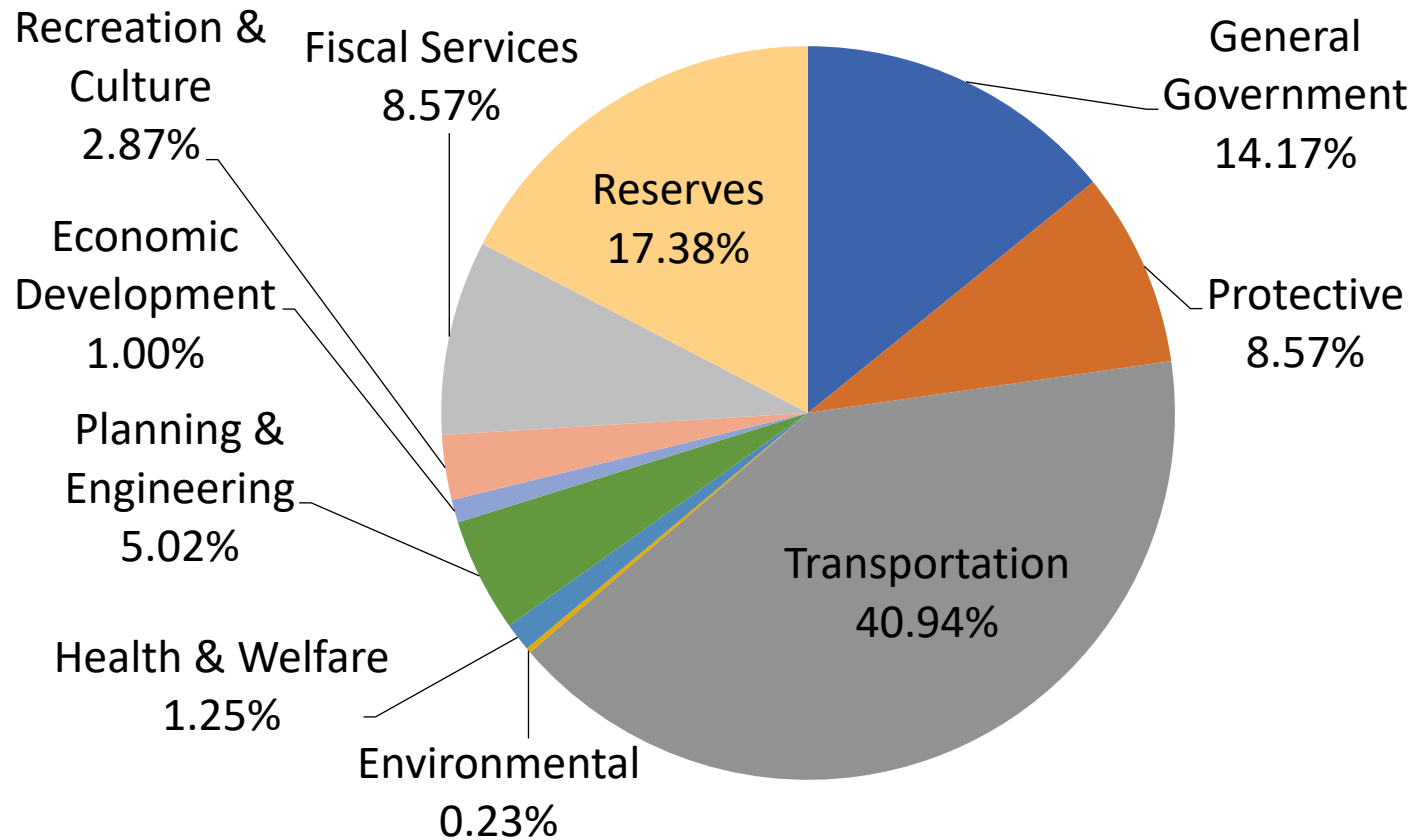
Total Operational Spending

From \$7,161,987 to \$7,437,049,
increase of \$275,062 or 3.84%

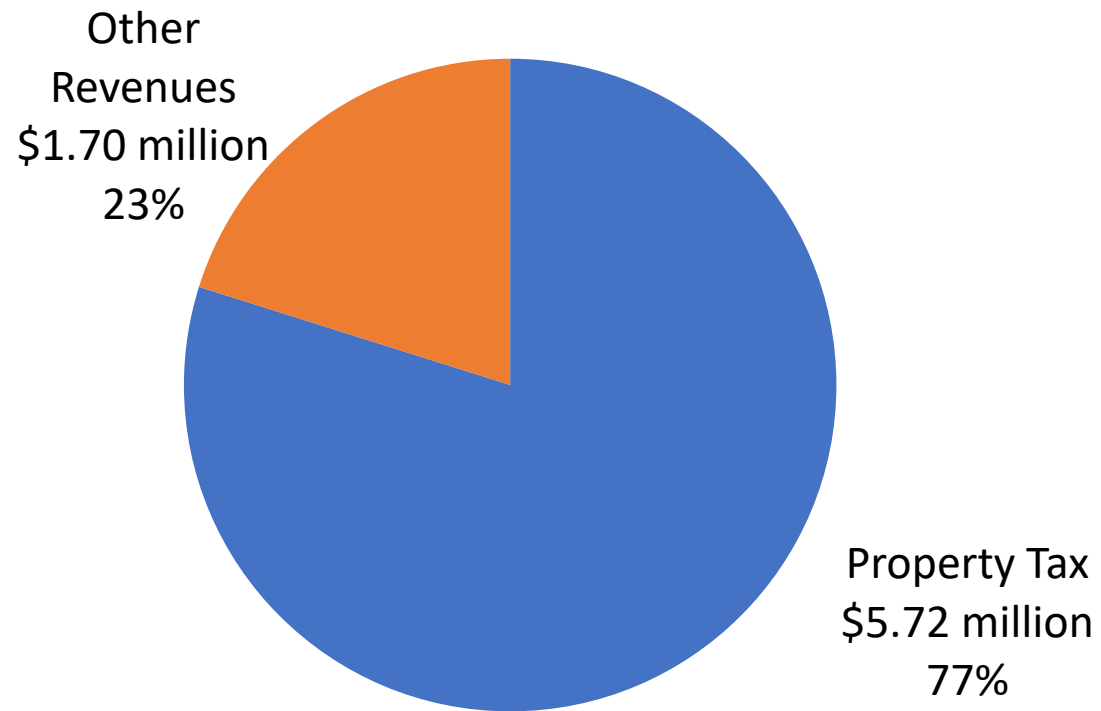
2020 Proposed Expenditures

Municipal Expenditures	2020 Budget	2019 Budget	% change	\$ change
General Government	1,052,573	1,022,459	2.95%	30,114
Protective Services	637,050	696,050	(8.48%)	(59,000)
Transportation Services	3,042,182	2,892,439	5.18%	149,743
Environmental Services	16,500	16,500	0.00%	0.00
Health & Welfare Services	93,199	74,599	24.93%	18,600
Planning & Engineering	373,019	273,295	36.49%	99,724
Economic Development	74,420	75,920	(1.98%)	(1,500)
Recreation & Culture	213,203	214,436	(0.57%)	(1,233)
Fiscal Services	636,775	652,740	(2.45%)	(15,965)
Transfers to Reserves	1,291,381	1,234,861	4.58%	56,520
Allowance For Tax Assets	6,746	8,688	(22.35%)	(1,942)
TOTAL	\$7,437,049	\$7,161,987	3.84%	\$275,062

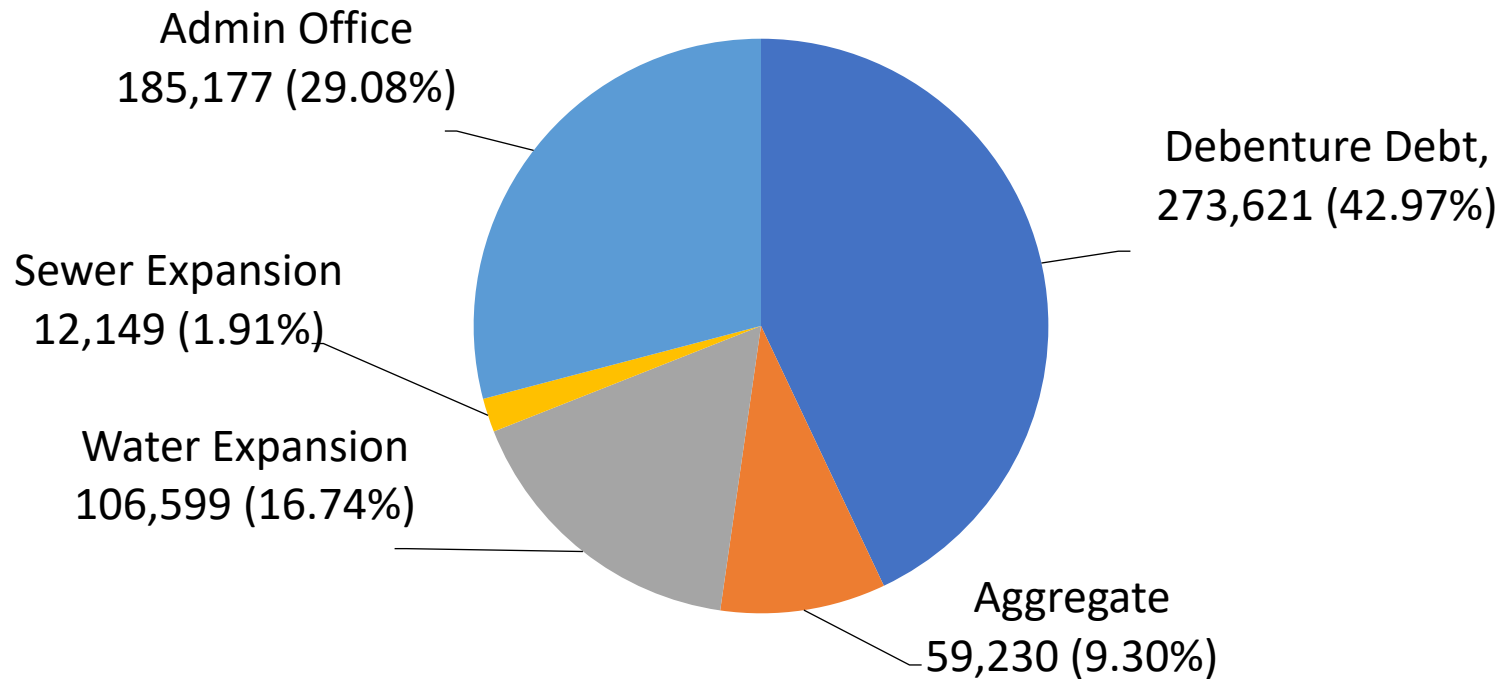
2020 Municipal Expenditures



2020 Total Municipal Revenues



2020 Long Term Debt Servicing



Total Outstanding Debt as at January 1, 2019:	\$4,228,760
Total Outstanding Debt as at January 1, 2020:	\$4,373,714
Total Outstanding Debt Increased by:	\$144,954
Total Allowable Debt (per provincial regulation, 7% of assessment):	\$44,126,167
Percentage Of Allowable Debt used:	9.91%

*Note – Debiture Debt is serviced by fees collected from benefitting properties for individual water connections and road paving contributions, not the general mill rate

5 Year Comparison

	2015	2016	2017	2018	2019	2020
Mill Rate	11.661	9.968	10.074	9.218	9.433	8.573
Assessment (portioned)	407,290,300	486,753,040	494,754,690	554,539,790	564,174,420	630,373,810
Municipal Budget	6,318,341	6,526,321	6,655,424	6,803,153	7,153,475	7,437,049

Mill Rate Comparison

Rural Municipality	2019 Municipal Mill Rate
Portage La Prairie	8.740
Macdonald	6.968
Stanley	9.433
Rhineland	8.643
Thompson	10.660
Morris	9.577
Roland	6.257
Dufferin	10.065

* 2019 mill rates are the latest available for comparison

2019 Accomplishments

3 Kms Of Road Paved

Pathways Re-paved Or Treated

56,000 Cubic Yards Of Aggregate Gravel Applied To Roads

900 Miles Of Ditches Mowed

30 Kms Of Dustproofing Material Applied

30 Kms Of New Water Main Line Installed

35 New Water Connections Installed On 5 Water Networks

Massey Water Treatment Plant Upgrades

85 Million Gallons Of Water Distributed To Residents

6 Miles Of Rural Road Rebuilds

14 Kms Of Ditch Clean Out Completed

1,360 Meters Of Culverts Installed And/Or Replaced

Added Planning & Development Officer Position

By-Law Enforcement



Investing in the Future

Village Paving Program

Asset Management Planning

Redesign Drainage Program With New Watershed Districts

Dustproofing Program Continuing

Public Works Equipment Renewal Continuing

Regional Wastewater Planning

Road Construction Continuing

Sidewalk Overlay

Frost Boil Remediation

Water Distribution System Upgrades

Secondary Planning

2020 Grants & Contributions

- Collegiate Bursaries - \$1,500.00
- Boundary Trails Health Care Foundation - \$5,000
- Winkler Family Resource Centre - \$2,500
- Justice Committee - \$1,000
- Dr. C.W. Wiebe Medical Clinic Operating Grant - \$35,077
- Agassiz Medical Center Operating Grant: \$31,000
- Gateway Resources Operating Grant - \$6,500
- Pembina Valley Humane Society - \$1,000
- Morden Veterinary Clinic - \$10,920
- Pembina Valley Conservation District - \$42,500
- Manitoba Tourism - \$5,000
- Village Rink Upgrades - \$10,000
- Community Centers & Rinks - \$17,250
- Pembina Threshermen's Museum - \$9,969
- Canadian Fossil Discovery Centre - \$500
- South Central Regional Library - \$96,865
- Stanley Agricultural Society - \$500.00



2020 Farm Tax Impact

Tax difference for farmland

40 acres cultivated land	Municipal Tax
2019 Assessment - \$92,300	\$871.00
2020 Assessment - \$98,100 (6.28% increase)	\$841.00
Change	(\$30.00)

160 acres cultivated land	Municipal Tax
2019 Assessment - \$164,602	\$1,270
2020 Assessment - \$172,224 (27.95% increase)	\$1,476
Change	\$207.00

2020 Residential Tax Impact

Tax difference for residential property

	Municipal Tax
2019 Assessment - \$145,170	\$1,369.00
2020 Assessment - \$163,305 (12.49% increase)	\$1,400.00
Change	\$31.00



	Municipal Tax
2019 Assessment - \$385,230	\$3,634.00
2020 Assessment - \$402,000 (4.35% increase)	\$3,446.00
Change	(\$188.00)

2020 Commercial Tax Impact

Tax difference for commercial property

	Municipal Tax
2019 Assessment - \$409,700	\$3,865.00
2020 Assessment - \$466,850 (13.95% increase)	\$4,002.00
Change	\$138.00

	Municipal Tax
2019 Assessment - \$1,097,870	\$10,356.00
2020 Assessment - \$1,169,620 (6.54% increase)	\$10,027.00
Change	(\$329.00)



THANK YOU
For Attending

Comments And/Or Questions are Welcome

